



ಬೃಹತ್ ಬೆಂಗಳೂರು ಮಹಾನಗರ ಪಾಲಿಕೆ
Bruhat Bengaluru Mahanagara Palike



BBMP COVID-19 WAR ROOM 20.12.2022

BBMP / COVID-19 WAR ROOM / BULLETIN – 1002/ 20.12.2022 / #BBMPfightsCOVID19



OVERVIEW OF COVID-19 IN BENGALURU

CASE TRENDS ACTIVE CASES **1,228**

<u>Confirmed Cases</u>	<u>Recovered Cases</u>	<u>Death Cases</u>
12 18,76,512 [#]	12 18,58,293 [#]	0 16,991 [#]

HOSPITALIZATION **0**

<u>ICU – V</u>	<u>ICU</u>	<u>HDU</u>	<u>General</u>
-	-	-	0

INCLUDES GOVT. QUOTA AND PRIVATE WALK-IN HOSPITALIZATION

VACCINATION **286** 2,04,96,103[#]

<u>First Dose</u>	<u>Second Dose</u>	<u>Precaution Dose</u>
30 96,79,884 [#]	33 94,84,581 [#]	223 13,31,638 [#]

TRIAGING

MTU
2

Tele Triage
8

ACTIVE CZs

0

MCZs (< 5 cases)
0

Clusters (> 5 cases)
0

TESTING **1,114** 3,20,01,546[#]

<u>Positivity : 1.42%</u>	<u>RAT</u>	<u>RTPCR</u>
<small>*FOR LAST 7 DAYS</small>	162	952

: indicates cumulative numbers till date



ABSTRACT OF COVID-19 SCENARIO IN BENGALURU


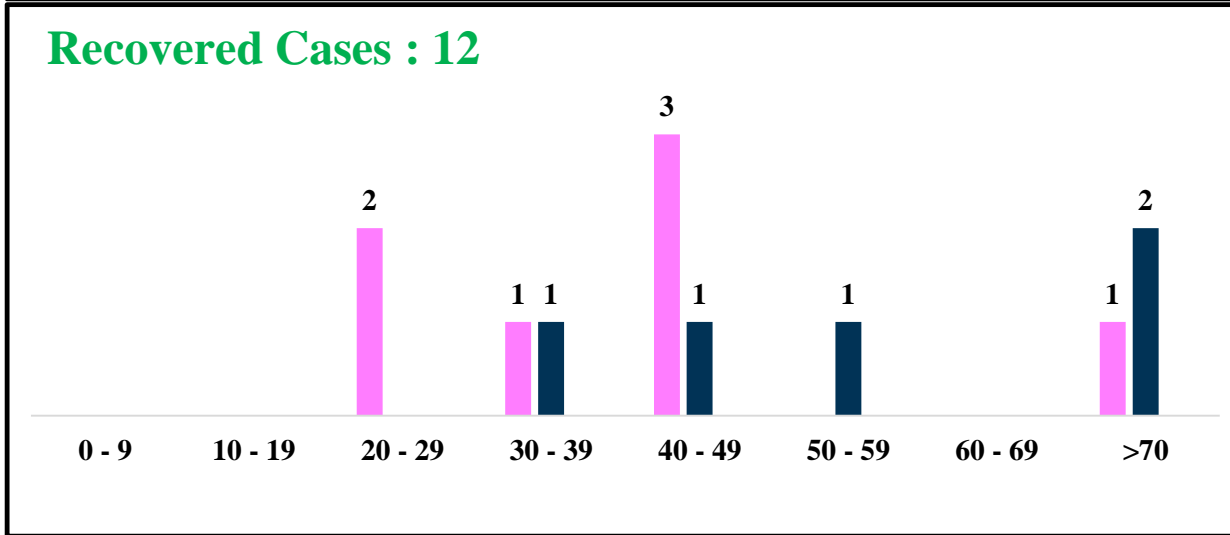
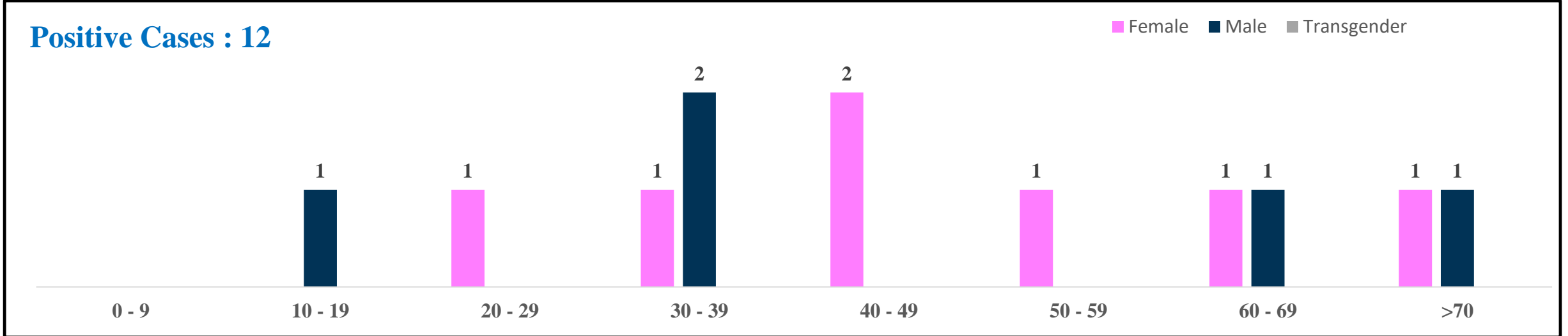


	MALE			FEMALE			TRANSGENDER			TOTAL		
	Last 24 Hours	Last 7 Days	Cumulative	Last 24 Hours	Last 7 Days	Cumulative	Last 24 Hours	Last 7 Days	Cumulative	Last 24 Hours	Last 7 Days	Cumulative
Positive Cases	5	45	11,06,495	7	47	7,69,821	0	0	196	12	92	18,76,512
Recovered Cases	5	121	10,94,003	7	91	7,64,103	0	0	187	12	212	18,58,293
Death Cases	0	1	10,761	0	0	6,226	0	0	4	0	1	16,991
Total Tests Done	In Last 24 hrs. : 1,114			In last 7 days : 6,492			Cumulative : 3,20,01,546					
Vaccine Doses Administered	In Last 24 hrs. : 286			In last 7 days : 2.124			Cumulative : 2,04,96,103					
ACTIVE CASES									1,228			

*Covid deaths occurred today : 00 | Covid deaths occurred beyond last 24hrs., reported today : 00



LAST 24 HOURS AGE GROUP AND GENDER WISE DISTRIBUTION

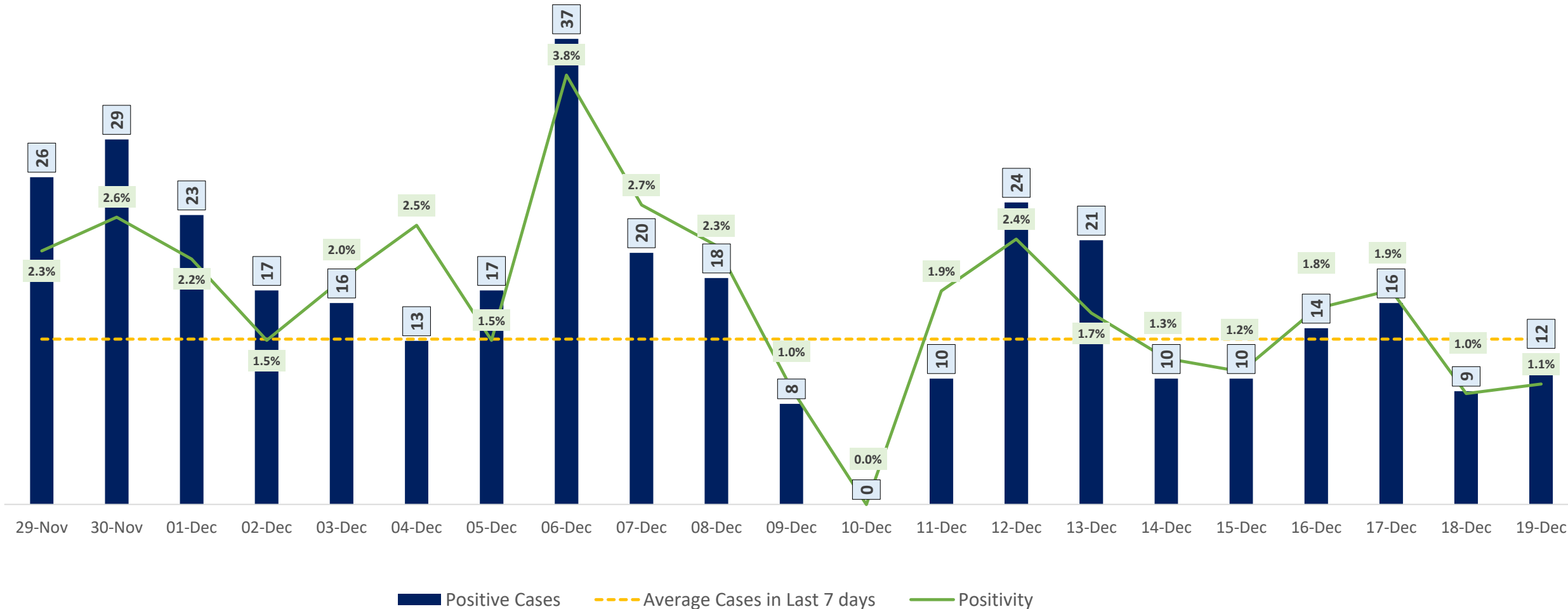




POSITIVITY RATE OF BENGALURU – LAST 21 DAYS



Average Cases in Last 7 days : 13

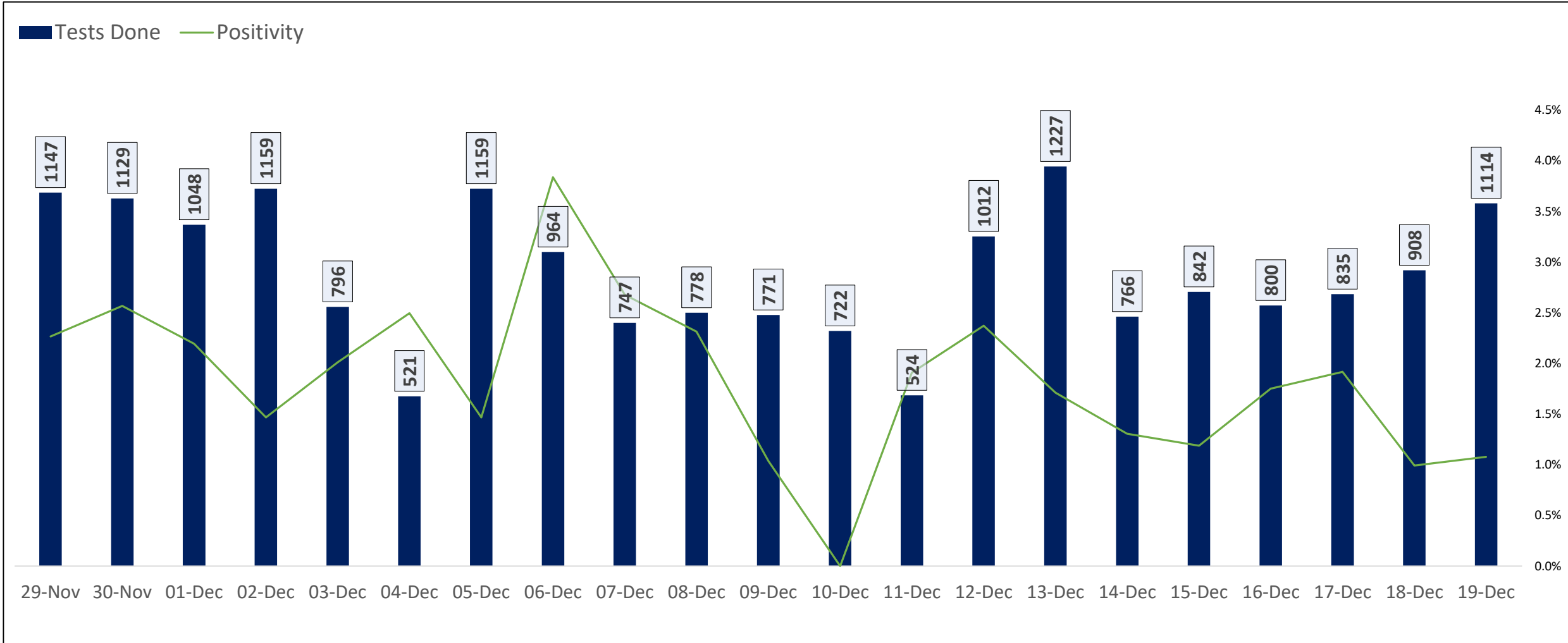




TESTING TRENDS IN BENGALURU

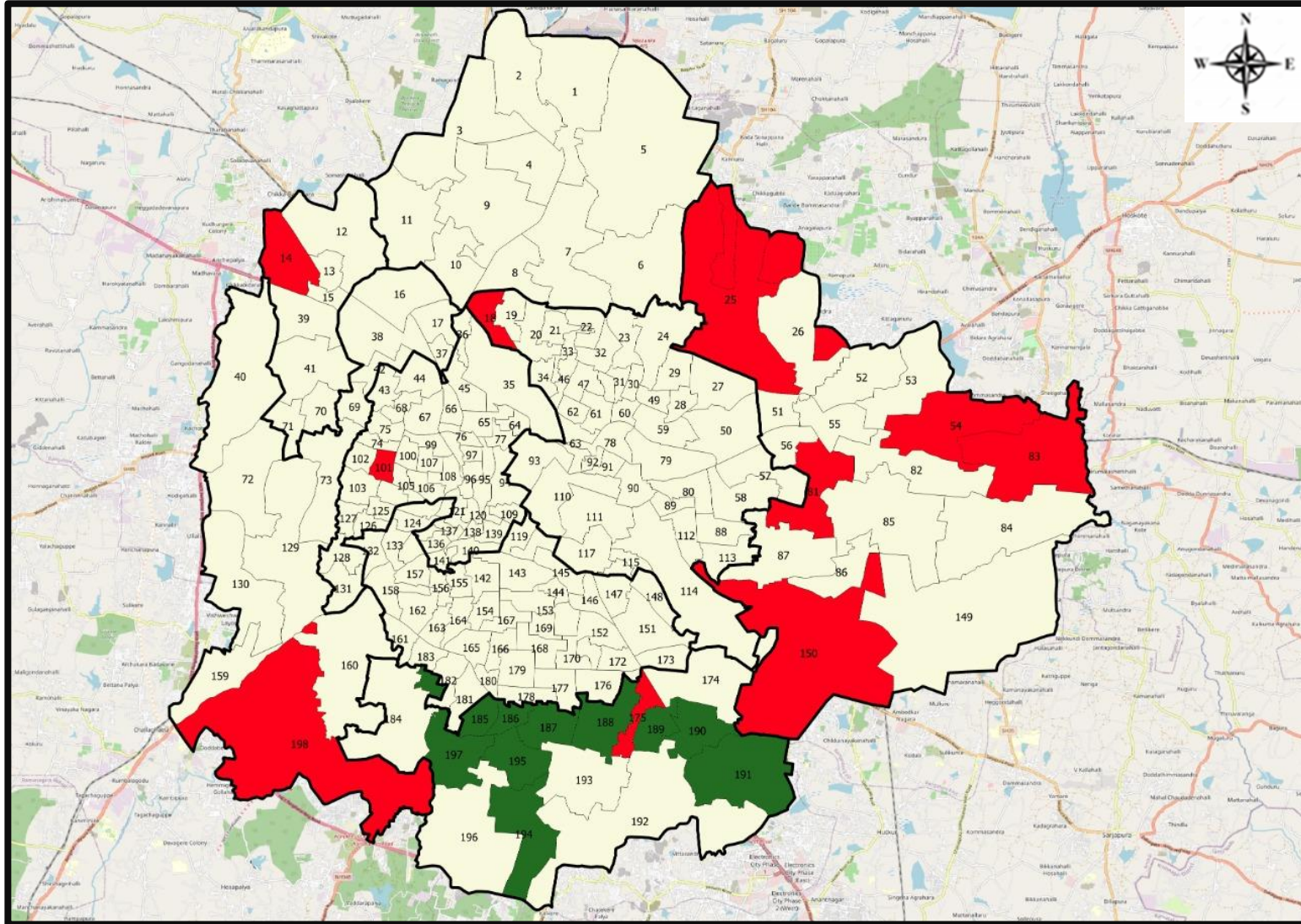


Total Test Conducted Till Date	Test Conducted Last 24 hours	Last 7 Days Average
3,20,01,546	1,114	927





BENGALURU URBAN MAP SHOWING TREND OF POSITIVE CASES IN LAST 7 DAYS



Top 10 wards reporting highest number of positive cases in last 10 days

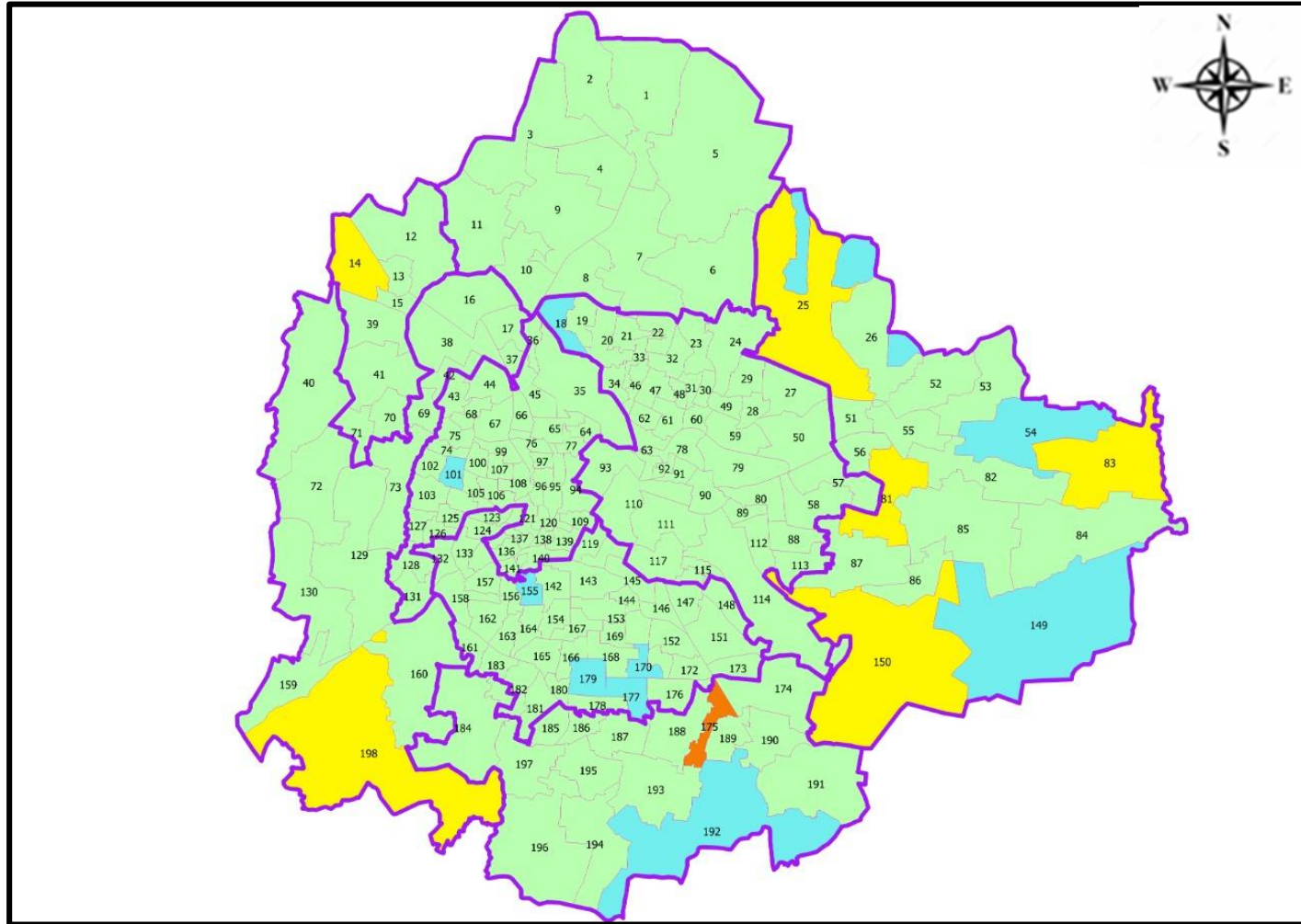
Ward No.	Ward Name	Daily Cases Average
175	Bommanahalli	1
25	Horamavu	1
150	Bellanduru	1
198	Hemmigepura	1
14	Bagalakunte	1
81	Vijnana Nagar	1
83	Kadugodi	1
18	Radhakrishna Temple	1
54	Hudi	1
101	Kamakshipalya	1







Top 10 wards reporting least number of positive cases in last 7 days

Ward No.	Ward Name	Daily Cases Average
197	Vasanthpura	0
195	Konanakunte	0
194	Gottigere	0
191	Singasandra	0
190	Mangammanapalya	0
189	Hongasandra	0
188	Bilekhali	0
187	Puttenahalli	0
186	Jaraganahalli	0
185	Yelchenahalli	0



BENGALURU MAP SHOWING INTENSITY OF POSITIVE CASES IN LAST 7 DAYS



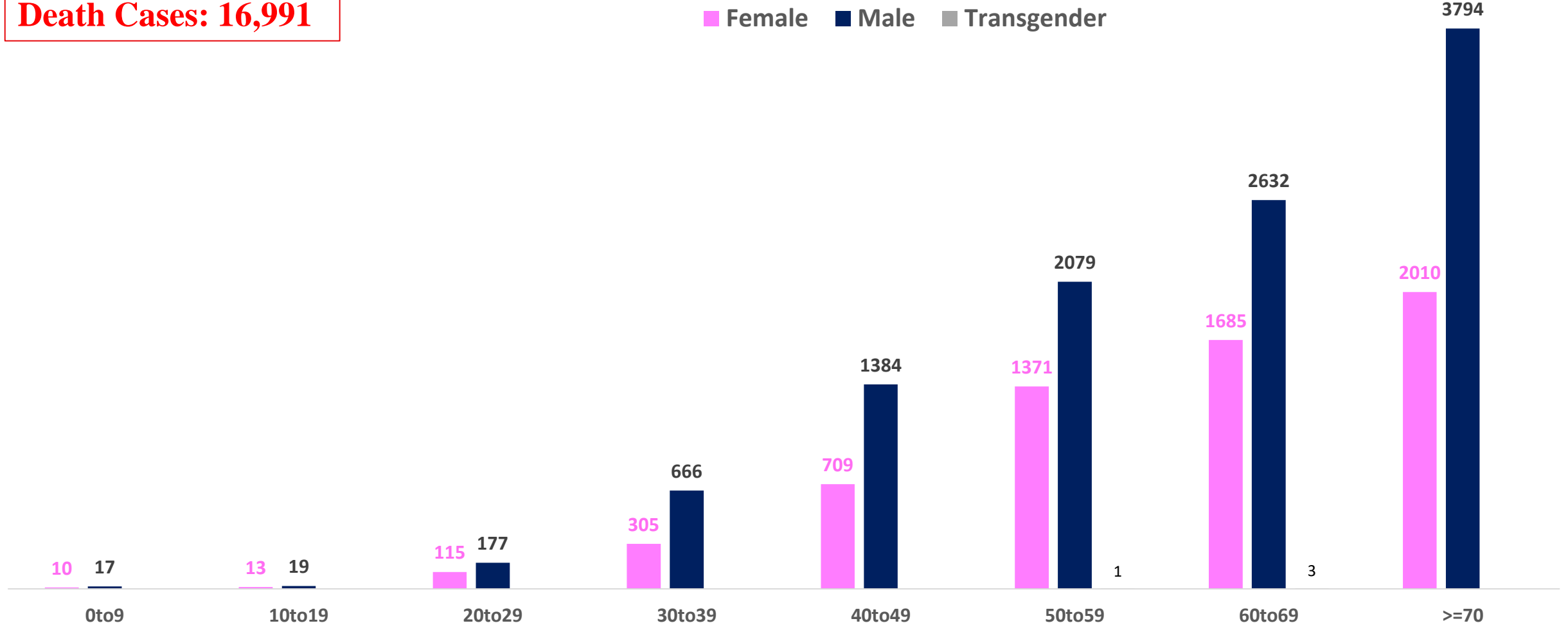
-  Level 1 : 0 to 1 Cases
-  Level 2 : 1 to 3 Cases
-  Level 3 : 3 to 5 Cases
-  Level 4 : 5 to 10 Cases
-  Level 5 : More than 10 Cases
-  Zone Boundaries



AGE AND GENDER WISE DISTRIBUTION OF DEATH CASES



Death Cases: 16,991





COVID-19 SCENARIO IN BENGALURU AND OTHER METROPOLITAN CITIES



CITY NAME	Positive Cases	Active Cases	Recovered	Deceased	Vaccine Doses Administered
New Delhi	20,07,087	33	19,80,535	26,519	3,73,17,328
Bengaluru*	18,76,512	1,228	18,58,293	16,991	2,37,78,980
Mumbai	11,54,121	39	11,34,337	19,745	2,21,34,555
Chennai	7,93,153	12	7,84,070	9,071	1,13,96,462

Source : <https://dashboard.cowin.gov.in/> at 5:00pm (20.12.2022)
Source : <https://www.covid19bharat.org/> at 5:00pm (20.12.2022)

*includes BBMP & Bengaluru Urban



SNAPSHOT OF COVID-19 CASES IN BENGALURU URBAN



**Total Wards With
0 Cases* :
148**

**Tests Conducted
on 19.12.2022:
1,114**

**Recovery
Rate*:
99.03%**

**Total
Active Cases :
1,228**

**Total Vaccinated
on 19.12.2022:
286**





**Positivity
Rate* :
1.42%**

**Active
Rate*:
0.07%**

**Case
Fatality Rate* :
1.09%**

*Total positive cases In the past 7 days

*CFR and positivity is for Past 7 days

Download BBMP Bulletin	https://apps.bbmpgov.in/covid19/mediabulletin.php
To register for vaccination :	https://selfregistration.cowin.gov.in/
BBMP COVID19 Dashboard:	https://apps.bbmpgov.in/covid19/
Follow us on:	 www.facebook.com/bbmp.comm1/
	 twitter.com/BBMPCOMM
	  BBMPSplHealth

Issued by:

Honorable Chief Commissioner, BBMP
Special Commissioner Health & IT, BBMP
MD, Bengaluru Smart City Limited

THANK YOU !

